



# NetWay5B

## 5-Port Hardened Switch



## Installation Guide

### Overview:

Altronix Netway5B is a space-saving hardened switch board that mounts easily inside of Altronix enclosures, improving installation efficiency. It is an ideal solution in all Maximal and Trove series products, allowing for the connection of up to 4 IP devices within the enclosure – utilizing a single Ethernet cable going to the headend.

### Features:

#### Input:

- PoE (IEEE 802.3at standard midspan/endspan), or 12VDC or 24VDC from a UL Listed power source.

#### Output:

- Five (5) data ports.

#### Ethernet:

- Five (5) 10/100/1000 Mbps ports.
- Connectivity: RJ45, auto-crossover.
- Wire type: 4-pair CAT5e or higher structured cable.
- Distance: up to 100m.
- Speed: 10/100/1000 Mbps, half/full duplex, auto negotiation.

#### LED Indicators:

- Individual IP Link status, 10/100Base-T/active LEDs for each port.

#### Environmental:

- **Operating Ambient Temperature:**
  - 30°C to 70°C (– 22°F to 158°F).
- **Storage Temperature:**
  - 40°C to 85°C (– 40°F to 185°F).
- Humidity: 20 to 85%, non-condensing.
- Operating Altitude: -304.8 to 2,000m.

#### Applications:

- Allows for the networking of multiple remote devices without the need for running multiple cables from the main switch/server.

#### Mechanical:

- Dimensions (L x W x H approx.):  
5.25" x 3.25" x 1" (133.4mm x 82.6mm x 25.4mm).

### Installation Instructions:

Wiring methods shall be in accordance with the National Electrical Code/NFPA 70/ANSI, and with all local codes and authorities having jurisdiction. Wiring should be UL Listed and/or Recognized wire suitable for the application. NetWay5B is not intended to be connected to outside plant leads and should be installed indoors within the protected premises.

1. Mount NetWay5B in the desired location/enclosure (mounting hardware included).

2. Connect NetWay5B to power source and Ethernet devices:

NetWay5B can be powered either by a UL Listed 12/24VDC power source, e.g. Altronix eFlow power supply/charger or by IEEE 802.3at compatible PoE source. If it is powered by PoE, the structured cable from headend must be connected to RJ45 jack marked [Port 1 PoE Input] and Ports 2 through 5 are used for data transmission. If 12/24VDC power source is connected, it is automatically recognized by NetWay5B. PoE, even if present, is not used and any Port can be used for data transmission.

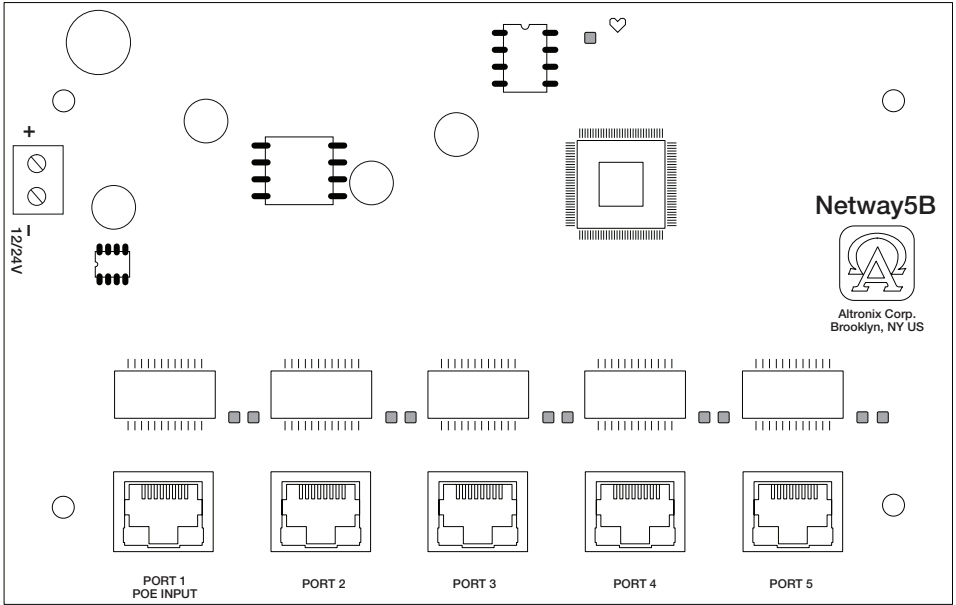
#### Using PoE as a Power Source:

- a. Connect structured cable from ethernet headend device to RJ45 jack marked [Port 1 PoE Input] (*Fig. 1, pg. 2*).
- b. Connect Access Control boards, Altronix LINQ units or other IP devices to RJ45 jacks marked [Port 2] through [Port 5] (*Fig. 1, pg. 2*). Refer to the corresponding Installation Guides for details.

#### Using UL Listed 12/24VDC Power Source:

- a. Connect a UL Listed power source to the [+12/24V –] terminals carefully observing polarity (*Fig. 1, pg. 2*).
- b. Connect structured cable from ethernet headend device to any RJ45 jack (*Fig. 1, pg. 2*).
- c. Connect Access Control boards, Altronix LINQ units or other IP devices to the remaining RJ45 jacks (*Fig. 1, pg. 2*). Refer to the corresponding Installation Guides for details.

Fig. 1

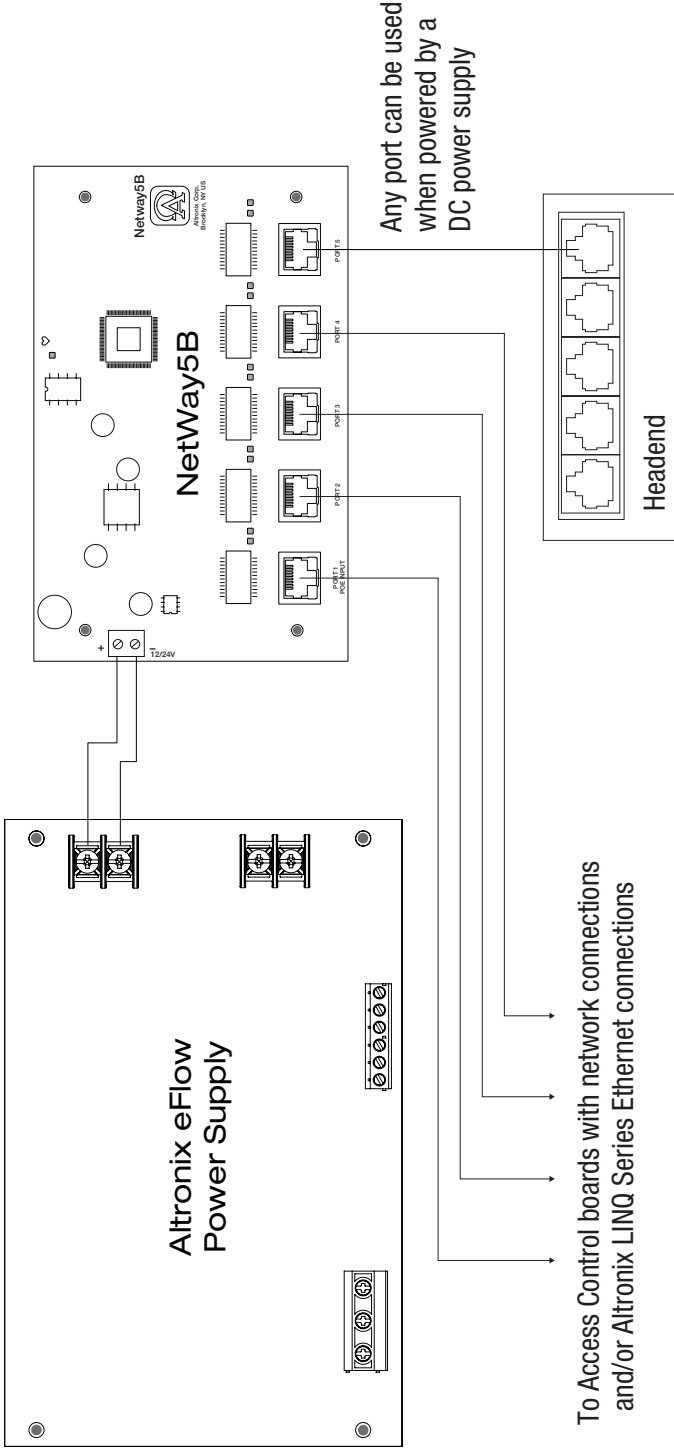


## Technical Specifications:

Parameter	Description
<b>Input Power Requirements</b>	PoE (53.5V), current draw: 1.8W (IEEE 802.3at standard midspan/endspan), 12VDC, current draw: 150mA or 24VDC, current draw: 75mA from a UL Listed power source.
<b>Output</b>	Five (5) data ports.
<b>Indicators</b>	Individual <b>IP Link status</b> , <b>10/100Base-T/active</b> LEDs for each port.
<b>Environmental Conditions</b>	<b>Operating Ambient Temperature:</b> – 30°C to 70°C (– 22°F to 158°F). <b>Storage Temperature:</b> – 40°C to 85°C (– 40°F to 185°F). <b>Humidity:</b> 20 to 85%, non-condensing. <b>Operating Altitude:</b> – 304.8 to 2,000m.
<b>Weights (approx.)</b>	Product: 0.25 lb. (0.11 kg)   Shipping: 0.75 lb. (0.34 kg).

## Typical Application:


Fig. 2 - NetWay5B Powered by 12/24VDC Power Supply



To Access Control boards with network connections  
and/or Altronix LINQ Series Ethernet connections

## Typical Application:

Fig. 3 - NetWay5B Powered by PoE from Headend Equipment.



Use **PORT 1 POE INPUT**  
to connect to headend

To Access Control boards with  
network connections and/or  
Altronix LINQ Series Ethernet connections

Altronix is not responsible for any typographical errors.

140 58th Street, Brooklyn, New York 11220 USA | 718-567-8181 | fax: 718-567-9056  
website: [www.altronix.com](http://www.altronix.com) | e-mail: [info@altronix.com](mailto:info@altronix.com) | Lifetime Warranty  
NetWay5B Rev. 022519 H19U

